




Tray

SPECIFICATION SHEET

AVAILABLE IN PXI

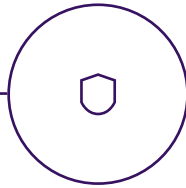
quantifiphotonics.com

Quantifi Photonics' Tray stores your fragile passive fiber optic components such as splitters, patchcords, WDM couplers, and isolators in one handy module.



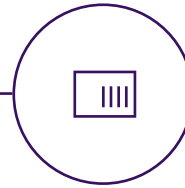
Organize your optical setup for higher productivity

Save precious benchtop space and keep your workspace highly organized and productive by storing your passive optical components.



Protect fragile fiber pigtails of optical components

Store your fragile passive optical components out of harm's way in the TrayPXle module.



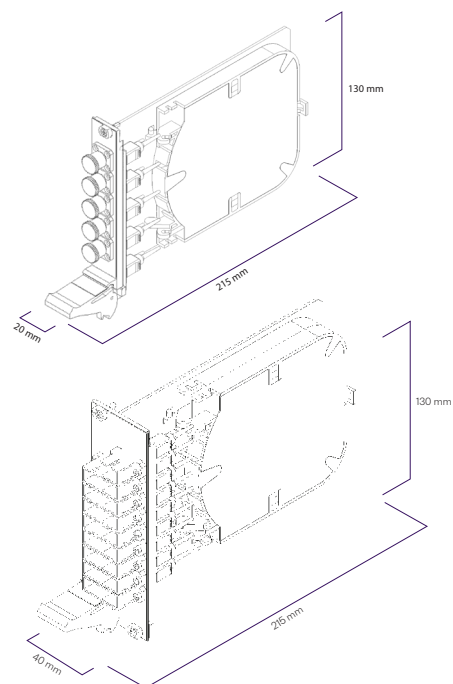
High connector density

Up to 17 ports per dual-slot module allows you to safely store a lot of passive optical components in your PXI chassis.

TRAY TECHNICAL SPECIFICATIONS



TRAY-1002-SC-PXIE



TRAY TECHNICAL SPECIFICATIONS

General Specifications	1001	1002
Bus Connector	PXIe	
Number of connectors	5	17
PXI slots	1 slot	2 slots
Dimensions (HxWxD)	130 x 20 x 215 mm 5.1" x 0.8" x 8.5"	130 x 40 x 215 mm 5.1" x 1.6" x 8.5"
Weight	~ 1 kg (~2.2 lbs)	
Operating temperature range	5 °C to 45 °C (41 °F to 113 °F)	
Storage temperature range	-40 °C to 70 °C (-40 °F to 158 °F)	

ORDERING INFORMATION

TRAY - XXXX - XX - PXIE

Model number

1001 = 1 slot PXIe, 5 channels

1002 = 2 slot PXIe, 17 channels

Connector type

FC = FC (model 1001 only).

SC = SC

WARRANTY INFORMATION

This product comes with a standard 1 year warranty.

EXTENDED WARRANTIES AND CALIBRATION PLANS

With an **extended warranty and calibration plan** you'll spend more time focused on your priorities and less time worrying about maintenance.

Add a **3 or 5 year extended warranty** when you purchase your Quantifi Photonics instruments.



Guarantee performance

Ensure your equipment is operating at the best it can be for reliable and accurate results.

Lower cost of ownership

Lock in savings and maximise your testing budget with a lower base cost of ownership.

Peace of mind

Spend less time worrying about maintenance and more on generating results.

CALIBRATION PLANS FOR ADDITIONAL DISCOUNTS

Order a **calibration plan** when purchasing your Quantifi Photonics instruments and get additional discounts.

10% Discount

On calibrations ordered at the time of purchase.

25% Discount

Add on an extended warranty and receive a 25% discount on calibrations.

Over time and with regular use, all optical parts and connectors require re-calibration and maintenance to guarantee accurate and reliable performance. We recommend Quantifi Photonics optical instruments are re-calibrated every 12 months. With an instrument calibration performed by Quantifi Photonics technicians you receive:

- Comprehensive calibration to factory specifications
- End-to-end inspection to ensure all instrument functions are working and connectors are clean
- Firmware, software and documentation updates
- Certificate of calibration which includes detailed test results

How to do I secure my extended warranty or calibration plan?

Contact your Quantifi Photonics sales representative or email sales@quantifiphotonics.com

Extended warranties and calibration plans must be ordered at the time of purchase and are available only for Quantifi Photonics' products. The 25% calibration discount only applies to calibrations while the product is covered by the extended warranty period.

Our portfolio of optical & electro-optical test modules is rapidly expanding to meet a wide range of customer requirements and applications.

For more details visit quantifiphotonics.com/products

Tunable Laser Sources

Versatile telecom laser sources with full tunability across C or L bands. Narrow 100 kHz linewidth, up to 16.5 dBm of power, optional whisper mode to disable frequency dither.



Fixed Wavelength Laser Sources

Highly-customizable DFB or FP laser sources available in a wide range of wavelengths and powers up to 24 dBm. Supports SMF, MMF and PMF.



Swept, Tunable Continuous Wave Laser

Swept, tunable continuous wave (CW) laser source with 0.01 dB power stability and 400 nm/s high-speed scan rate for R&D and production testing.



Superluminescent Diode Broadband Light Source

Super-luminescent LED light source with high output power, large bandwidth and low spectral ripple and various wavelengths.



Erbium-Doped Fibre Amplifier (EDFA)

High power Erbium-Doped Fiber Amplifier for signal power amplification in C and L bands with various control modes, including automatic gain control.



Variable Optical Attenuator (VOA)

Fast attenuation speed with low insertion loss and built-in power monitoring. Operates in fixed attenuation or constant output power modes. Support SMF, MMF and PMF.



Polarization Controller & Scrambler

High-speed automated polarization control with broad wavelength coverage from 1260nm to 1650nm, low insertion loss and back reflection. Full remote control via intuitive GUI, LabVIEW or SCPI.



Optical Power Meters

Fast terminating or inline monitoring of optical signal power from -60 to +10 dBm across 750 – 1700 nm wavelengths. Model with logarithmic analog output for applications such as silicon photonics fiber alignment.



Optical Spectrum Analyzer (OSA)

Cost-effective, spectral measurement in a compact module with built-in analysis for: SMSR, OSNR & spectral width. Targeted wavelengths for specific applications in O band, C band & L band.



Optical-to-Electrical Converter

High bandwidth, broadband O-to-E converter. Available in a range of configurations; choose from 1 or 2 channels, AC or DC coupling and various conversion gain and operating wavelength ranges.



Digital Sampling Oscilloscope (DSO)

Digital equivalent-time sampling oscilloscope (DSO) with high-quality precision timebase and low jitter mode, available in 1 or 2 channels in a compact benchtop instrument.



Bit Error Rate Tester (BERT)

4 or 8-channel Pulse Pattern Generator and Error Detector at rates up to 29 Gbps for the design, characterization and production of optical transceivers and opto-electrical components.



Photonic Doppler Velocimeter (PDV)

Purpose-built module for Photonic Doppler Velocimetry (PDV). A circulator, two VOAs and a passive coupler all built into one compact module.



Optical Switch

Proven reliability and fast switching time. Wide variety of switch configurations: 1x4, 1x16, 16x16 and more. Models support SMF, MMF and PMF.



Photocurrent Amplifier

Versatile photodiode amplifier to measure photocurrent in photonic integrated circuit (PIC) applications. Digital and analog measurement.



Passive Component Integration

Integrate passive optical components of your choice such as WDM couplers, splitters, band-pass filters, PM beamsplitters and circulators. SMF, MMF and PMF.



Test. Measure. Solve.TM

Quantifi Photonics provides test solutions to help customers unlock scalable and cost-effective high-volume manufacturing of photonic integrated circuits (PICs), co-packaged optics and pluggable optics. The company's portfolio includes a wide range of photonic test instruments, and digital sampling oscilloscopes, available as benchtop or the industry-standard PXI format to support cost-effective, high-throughput design verification testing and high-volume manufacturing.

To find out more, get in touch with us today.

General Enquiries	sales@quantifiphotonics.com
Technical Support	support@quantifiphotonics.com
Phone - NZ	+64 9 478 4849
Phone - USA	+1-800-803-8872

[quantifiphotonics.com](https://www.quantifiphotonics.com)

**QUANTIFI
PHOTONICS®**
A Teradyne Company

Quantifi Photonics Ltd © 2025. All rights reserved. No part of this publication may be reproduced, adapted, or translated in any form or by any means without the prior permission from Quantifi Photonics Ltd. All specifications are subject to change without notice. Please contact Quantifi Photonics for the latest information.