

POL

1000 SERIES POLARIZATION CONTROLLER AND SCRAMBLER

SPECIFICATION SHEET

AVAILABLE IN PXI

AVAILABLE IN MatriQ

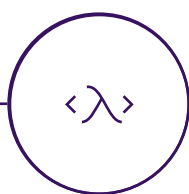
Quantifi Photonics' Pol 1000 series enables high-speed automated polarization control for polarization dependent testing procedures. Rotate or scramble the polarization of your signal with no need for manual adjustment of paddles or tension screws using intuitive software, LabVIEW or comprehensive SCPI commands.

The Pol can be integration with our wide range of optical and electrical test modules, and can be used to build complete mixed-signal test platforms.



Preset or custom scramble modes

The Pol can be set to scramble polarization with sinusoidal, triangular, random, or manual modes.



Broad wavelength coverage

A single unit can be used for wavelengths from O-band, C-band, and L-band (1260nm to 1650nm).



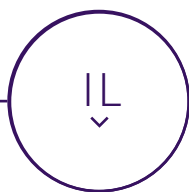
Full remote control

The unit can be fully controlled through standard SCPI programming commands.



Simple, intuitive operation with COHESIONUI™

Control the instrument from your PC or mobile device. cohesionUI offers a sleek modern interface, cross device compatibility, customizable views and remote network access.



Low insertion loss and back reflection

The Pol 1000 series is implemented with an all-fiber design which results in lower insertion loss, low back reflection, and low polarization dependence loss.

- PDL measurement of DUT
- ICR parameter testing
- Polarization selection

CHANGING THE POLARIZATION

The PoL-1001 contains three piezo-electric fiber squeezers that are oriented 45° from each other. By applying individual control signals, each fiber squeezer can cause the polarization to rotate in a plane that is orthogonal to the other two squeezers.

By changing the settings of all three squeezers in this manner, the user can move any monochromatic input polarization to anywhere on the Poincaré sphere. Below is an illustration of how each squeezer rotates a particular point on the Poincaré sphere in its own plane of rotation:

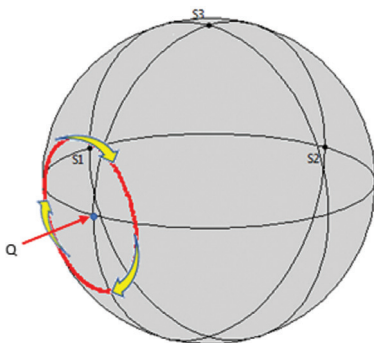


Figure 1: The #1 squeezer accepts a control signal from 0 to 1. This allows approximately 720° polarization adjustment along the rotation lines shown above.

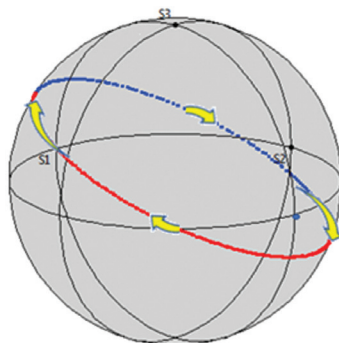


Figure 2: The #2 squeezer accepts a control signal from 0 to 1. This allows approximately 675° polarization adjustment along the rotation lines shown above.

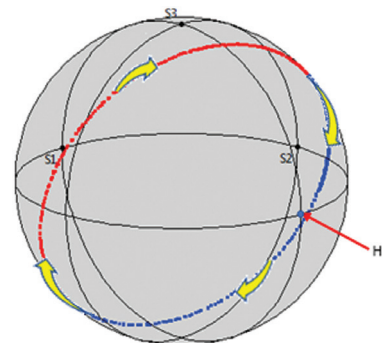


Figure 3: The #3 squeezer accepts a control signal from 0 to 1. This allows approximately 540° polarization adjustment along the rotation lines shown above.

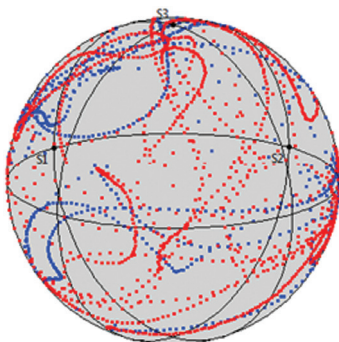


Figure 4: The PoL-1001 can also run in "scramble" mode. In this mode, the PoL-1001 applies constantly varying settings from 0 to 1 to the three squeezers with selectable functions of sinusoidal, triangular, or random. The distribution approaches a random coverage of the entire Poincaré sphere. The paths shown above are an example of the movement of the polarization over $\sim 800\text{ms}$ in a random manner.

CHOOSE YOUR FORM FACTOR

PXIe – MODULAR

Our expanding range of PXIe optical test solutions are used by customers in mixed-signal test and measurement systems, reducing complexity, lowering the cost of test and accelerating time to market.

- Multi vendor, open standard with over 2500 PXI modules available
- Advanced timing and synchronization capabilities across instruments
- Low latency, high performance processing and fast data throughput
- Design and build scalable, high channel count systems
- Small footprint and lower power consumption



MATRIQ – COMPACT & PORTABLE

The MATRIQ series provides the same high-performance test capabilities of our PXIe modules in an compact benchtop design. MATRIQ instruments are simple to setup and easy to operate, making them the perfect choice for your optical lab or test bench.

- Same performance and control as our PXIe modules
- Plug and play with USB or Ethernet connectivity
- Control via the web-based GUI, COHESIONUI or SCPI commands
- Compact and portable design saves benchtop space

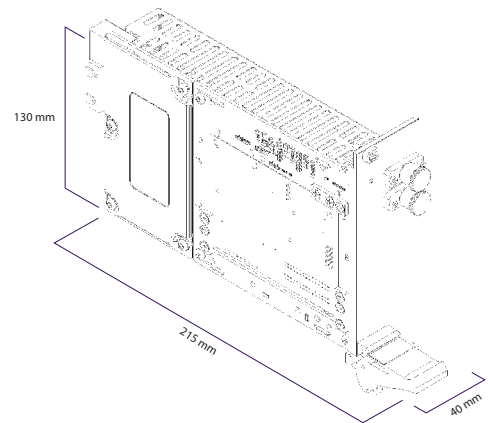


POL TECHNICAL SPECIFICATIONS


PXI – MODULAR



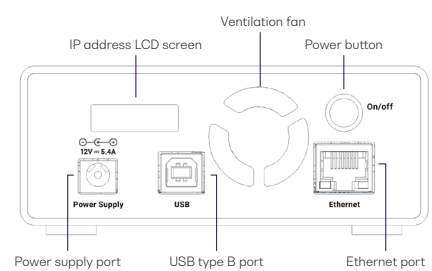
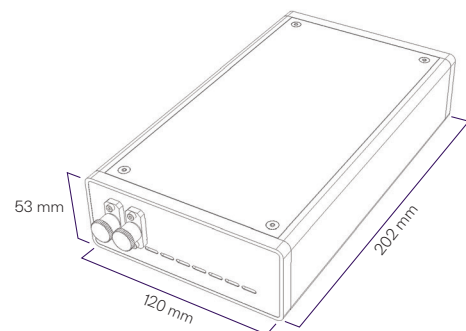
POL-1001-1-FC-PXIE



MATRIQ – COMPACT & PORTABLE



POL-1001-1-FC-MTRQ



POL TECHNICAL SPECIFICATIONS

General Specifications	PXI	MATRIQ
Bus connection	PXIe	USB and Ethernet
Optical connectors	FC/APC, FC/PC, SC/PC, SC/APC	FC/APC, FC/PC, SC/PC, SC/APC
Slot count	2	-
Dimensions (HxWxD)	130 x 40 x 215 mm 5.1 x 1.6 x 8.5 inches	53 x 120 x 202 mm 2.1 x 4.7 x 8.0 inches
Weight	~ 1 kg ~2.2 lbs	~ 1.1 kg ~ 2.4 lbs
Storage temperature range	-40 °C to 70 °C -40 °F to 158 °F	-40 °C to 70 °C -40 °F to 158 °F
Operating temperature range	5 °C to 45 °C 41 °F to 113 °F	5 °C to 45 °C 41 °F to 113 °F

Power Specifications	PXI	MATRIQ
AC input voltage range	Please refer to the latest PXI Express Hardware Specifications published by the PXI Systems Alliance.	90 to 264 VAC
AC input current		1.3A (115Vac), 0.9A (230Vac)
AC frequency range		47 to 63 Hz
DC output voltage		12V
DC output current max		5.41A
Dimensions (LxWxH)		4.58 x 2.06 x 1.23" (116.3 x 52.4 x 31.3 mm)

Model Number	1001	1001
Number of channels	1	1
Fiber type	SMF-28	SMF-28
Operating wavelengths	1260 to 1650 nm	1260 to 1650 nm
Damage power	+ 25 dBm	+ 25 dBm
Insertion loss ²	< 0.2 dB	< 0.2 dB
Return loss ²	> 65 dB	> 65 dB
PDL ²	< 0.1 dB	< 0.1 dB
PMD	< 0.05 ps	< 0.05 ps
Scramble modes	Sinusoid, triangular, random, manual	Sinusoid, triangular, random, manual
Max frequency of each waveplate	10 Hz	10 Hz

Notes

- Specifications are valid at 23 °C ± 3 °C.
- Excluding connectors.

ORDERING INFORMATION

POL - 1001 - 1 - XX - PXIE
POL - 1001 - 1 - XX - MTRQ

Connector type

FC = FC/PC

FA = FC/APC

SC = SC/PC

SA = SC/APC

WARRANTY INFORMATION

This product comes with a standard 1 year warranty.

EXTENDED WARRANTIES AND CALIBRATION PLANS

With an Extended Warranty and Calibration Plan you can spend more time focused on your priorities and less time worrying about maintenance.

Over time and with regular use, all optical parts and connectors require re-calibration and maintenance to guarantee accurate and reliable performance.

Add a 3 or 5 year Extended Warranty at the time of purchase.

Guarantee peak performance

Ensure your equipment is operating at its best for reliable and accurate results.

Lower cost of ownership

Lock in savings and maximise your budget with a lower cost of ownership.

Peace of mind

Spend less time worrying about maintenance and more on generating results.

CALIBRATION PLANS FOR ADDITIONAL DISCOUNTS

Order a Calibration Plan when you purchase your Quantifi Photonics' test instruments and qualify for additional discounts.

10% Discount

On calibrations ordered at the time of purchase.

25% Discount

Add on an extended warranty and receive a 25% discount on calibrations.

With an instrument calibration performed by Quantifi Photonics technicians you receive.

- Comprehensive calibration to factory specifications.
- End-to-end inspection to ensure all instrument functions are working and connectors are clean.
- Firmware, software and documentation updates.
- Certificate of Calibration which includes detailed test results.

We recommend Quantifi Photonics optical instruments are re-calibrated every 12 months.

How to purchase

Contact your Quantifi Photonics sales representative about our Extended Warranty or Calibration Plans or email sales@quantifiphotonics.com.

Extended Warranties and Calibration Plans must be ordered at the time of purchase and are available only for Quantifi Photonics' products. The 25% calibration discount only applies to calibrations while the product is covered by the Extended Warranty period.

Our portfolio of optical and electrical test modules is rapidly expanding to meet a wide range of customer requirements and applications.

Tunable Laser Sources

Versatile telecom laser sources with full tunability across C or L bands. Narrow 100 kHz linewidth, up to 16.5 dBm of power, optional whisper mode to disable frequency dither.

Erbium-Doped Fiber Amplifier (EDFA)

High power Erbium-Doped Fiber Amplifier for signal power amplification in C and L bands with various control modes, including automatic gain control.

Fixed Wavelength Laser Sources

Highly customizable DFB or FP laser sources available in a wide range of wavelengths and powers. Models support SMF, MMF and PMF.

Variable Optical Attenuator (VOA)

Fast attenuation speed with low insertion loss and built-in power monitoring. Operates in fixed attenuation or constant output power modes. Models support SMF, MMF and PMF.

Optical Power Meters

Fast terminating or inline monitoring of optical signal power from -60 to +10 dBm across 750 – 1700 nm wavelengths. Model with logarithmic analog output for applications such as silicon photonics fiber alignment.

Optical Spectrum Analyzer (OSA)

Low cost, fast spectral measurement in a compact module with built-in analysis including SMSR, OSNR and spectral width. Targeted wavelengths for specific applications in O band, C band and L band.

Optical-to-Electrical Converter

High bandwidth, broadband O-to-E converter. Available in a range of configurations; choose from 1 or 2 channels, AC or DC coupling and various conversion gain and operating wavelength ranges.

Bit Error Rate Tester (BERT)

2 or 4-channel Pulse Pattern Generator and Error Detector at rates up to 29 Gbps for the design, characterization and production of optical transceivers and opto-electrical components.

Pulse Pattern Generator (PPG)

4 channel Pulse Pattern Generator from 0.3 to 30 Gbps for high-density multichannel applications. With integrated clock synthesizer and programmable de-emphasis and CTLE processor.

Optical Switch

Proven reliability and fast switching time. Wide variety of switch configurations: 1x4, 1x16, 16x16 and more. Models support SMF, MMF and PMF.

Polarization Controller & Scrambler

High-speed automated polarization control with broad wavelength coverage from 1260nm to 1650nm, low insertion loss and back reflection. Full remote control via intuitive GUI, LabVIEW or SCPI.

Photonic Doppler Velocimeter (PDV)

Purpose-built module for Photonic Doppler Velocimetry (PDV). A circulator, two VOAs and a passive coupler all built into one compact module.

Passive Component Integration

Integrate passive optical components of your choice such as WDM couplers, splitters, band-pass filters, PM beamsplitters and circulators. Models support SMF, MMF and PMF.

Passive Component Storage

Protect and store your own passive fiber optic components such as splitters, connector adaptor patchcords, WDM couplers, and isolators in one handy module.

PXI – TEST MODULES

MATRIQ – TEST MODULES

We provide these products as PXIe modules and compact MATRIQ benchtop instruments.

See our website for more details
quantifiphotonics.com/products

Test. Measure. Solve.

Quantifi Photonics is transforming the world of photonics test and measurement. Our portfolio of optical and electrical test instruments is rapidly expanding to meet the needs of engineers and scientists around the globe. From enabling ground-breaking experiments to driving highly efficient production testing, you'll find us working with customers to solve complex problems with experience and innovation.

To find out more, get in touch with us today.

General Enquiries
Technical Support
Phone
North America

sales@quantifiphotonics.com
support@quantifiphotonics.com
+64 9 478 4849
+1-800-803-8872



[quantifiphotonics.com](https://www.quantifiphotonics.com)

QUANTIFI
PHOTONICS™